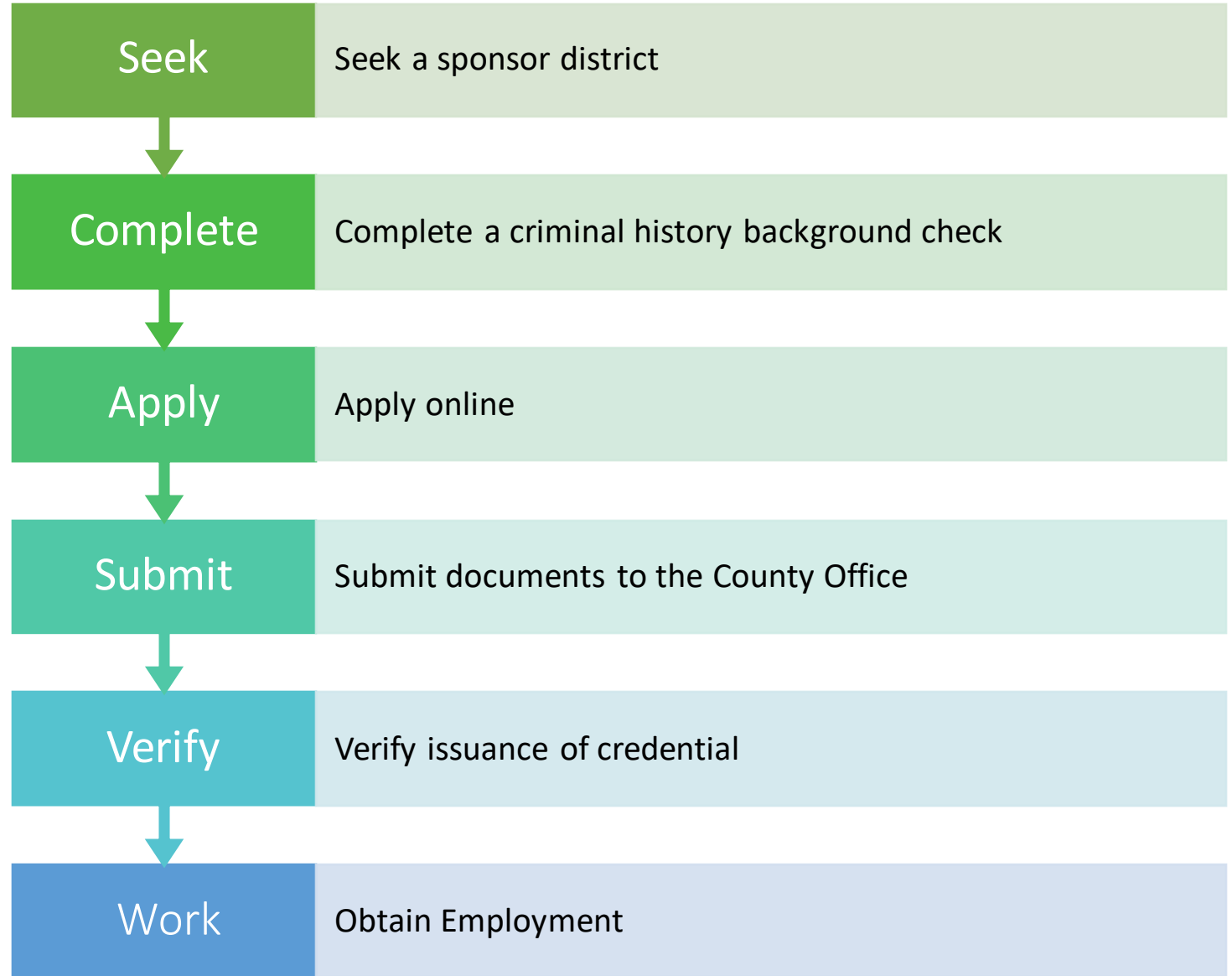


How to Get a Substitute Credential



Step 1: Seek a sponsor

Seek a sponsor for the criminal history background check

The sponsoring organization is the applicant's:

- Teacher preparation program,
- Local board of education where the applicant lives or works, or
- Authorized vendor (ESS, Insight Workforce Solutions, Kelly Education)

Step 2: Background Check

Get a criminal history background check

- Instructions for being fingerprinted for the first time:
https://www.nj.gov/education/crimhist/check/CRIMINAL_HISTORY_INSTRUCTIONS_FOR_NEW_APPLICANTS.pdf
- Instructions for obtaining a current approval date via the Archive Process (if previously printed for the NJDOE):
https://www.nj.gov/education/crimhist/check/ARCHIVE_APPLICATION_REQUEST_INSTRUCTIONS.pdf
- *Note:* select substitute teacher or substitute nurse as the job category

On-Line Applicant Authorization and Certification (AA&C)



- ★ **New Administration Fee Request (New Applicants Only)**
File Authorization, make electronic payment and print Identogo NJ Universal Fingerprint form.
- ★ **Archive Application Request (Applicants Previously Fingerprinted for the Department of Education and Approved Subsequent to February 2003)**
You must have been previously printed through the Department of Education subsequent to February 21, 2003 and the state print image retained by the State Bureau of Identification to be eligible for the Archive process. If you were fingerprinted as a College Student or as a Volunteer and paid a reduced fingerprinting fee, you are not eligible for the archive process.
- ▶ **Transfer Request (Only Substitutes & Bus Drivers are eligible)**
May only be completed by applicants, Educational Facilities, Contractors or Vendors.
- ▶ **Reprint Your Confirmation or Identogo Fingerprinting Form**

[Web Site](#)

Step 3: Criminal History Record Status

Verify criminal history record status

<https://homerom5.doe.state.nj.us/chrs18/?app-emp-history>

Office of Student Protection Status

New Jersey Department of Education

Applicant Approval Employment History

Applicant Approval Employment History is not available online for a least fourteen (14) days after fingerprinting. The Applicant Approval Employment History is updated every Friday morning with that week's new approvals.

Please call the Office of Student Protection only after waiting fourteen (14) days before checking on your approval.

Please enter your Social Security Number and Date of Birth.

SSN:	<input type="text" value="###"/>	-	<input type="text" value="##"/>	-	<input type="text" value="####"/>
Date of Birth:	<input type="text" value="MM"/>	/	<input type="text" value="DD"/>	/	<input type="text" value="YYYY"/>
	<input type="button" value="Submit"/>		<input type="button" value="Clear"/>		

Step 4: New User Registration

Create a user account in TCIS

https://www-doe.state.nj.us/DOE_TCIS_ONLINEED/newUser


Teacher Certification Information System

www.tcis.nj.gov

Welcome to Teacher Certification Information System - Online. The TCIS-Online is the gateway for teachers to apply for new certificates as well accessing information from the Office of Certification and Induction, such as the status of an application and details on what certificates and endorsements a teacher holds.

User Id:
(Your Reg. Email)

Password:

I'm not a robot 
reCAPTCHA
Privacy - Terms

[New Users Must Register First](#)
[Forgot your password ?](#)

Step 5: Start Application

Select "Apply Online", then, "Credential Application"



Certification / Credential Selection

⇒ Please choose from the following options:

Applicant Name :

Certification Application
Note: Use this Option to apply for CE, CEAS, Standard, Emergency, Charter School Certificate(s) or to request a transcript evaluation.

Credential Application (highlighted with a yellow arrow)
Note: Use this Option to apply for Substitute(New!), Mortuary, Chiropractic or School Safety Specialist Credentials.

Step 6: Choose your Credential Type

Select “Substitute Credentials”, then, Substitute Teacher or Substitute School Nurse

Apply for New Credential(s) Online


Home
Apply Online
Pay Balance Owed
Profile Settings
Current Credentials
Prior Credentials
Application Status
Education Summary
Experience Summary
Test Scores
Requests ...
▸ Name Change
▸ SSN Change

Credential Selection

⇒ Please choose from the following options:

Applicant Name :

- [Substitute Credentials](#)
- [Mortuary Credentials](#)
- [Chiropractic Credentials](#)
- [School Safety Specialist Credentials](#)




Apply Online for Substitute Credentials

In order to apply for the Substitute credential, please complete this online application and contact your [County Office of Education](#) to complete the application process.

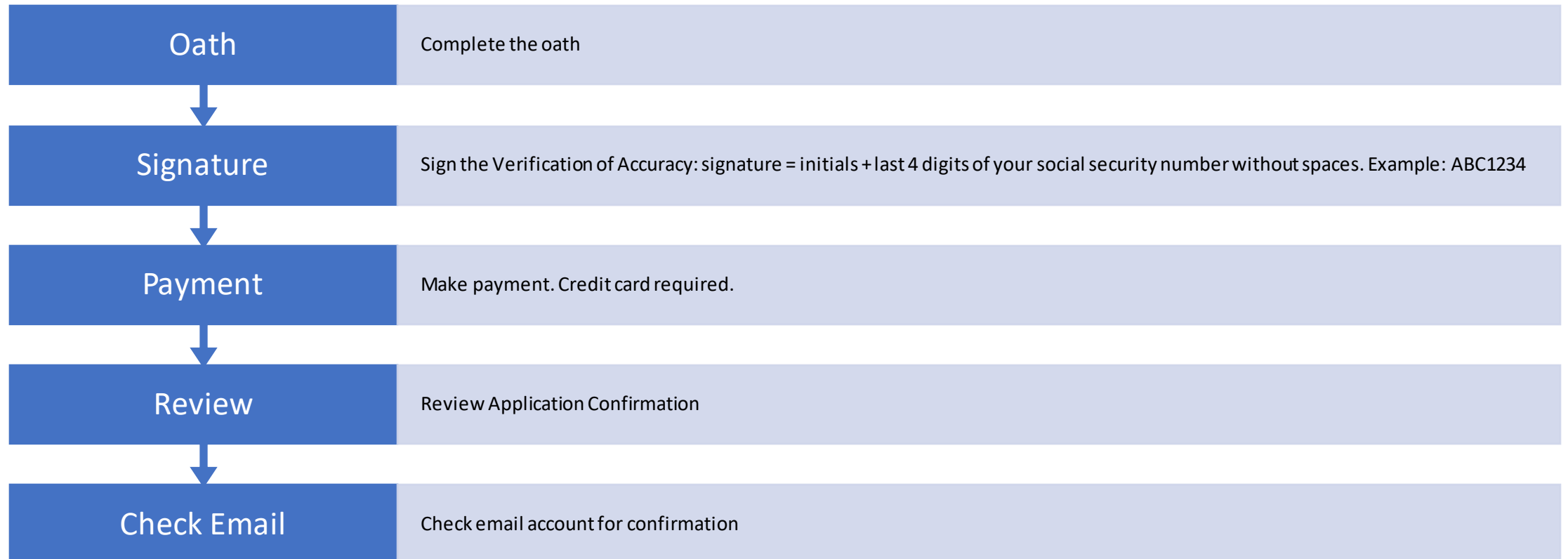
Your Substitute credential will be available [online](#) after it has been issued.

Thank you for your patience.

Substitute Qualifying Credentials

- Substitute Teacher Credential (9041)
 - Substitute School Nurse Credential (9042)
- 

Step 7: Complete the Application



Step 8: Document Submission

Document Submission to the County Office

- Application & Criminal History Background Check
 - *Sponsoring District/Applicant mails* to Angela Kelly, Mercer County Office of Education, 1075 Old Trenton Road, Trenton, NJ 08690
 - For questions, please call Angela Kelly at 609-588-5876
 - Completed Substitute Application and Confirmation of Tracking Number
 - [Substitute Credential Application.pdf](#)
 - [Applicant Approval Employment History](#)
- Official Transcript
 - *College/university/clearinghouse* submits an official transcript to:
 - Mail original to Angela Kelly, Mercer County Office of Education, 1075 Old Trenton Road, Trenton, NJ 08690
 - Electronically to the Sponsoring District

PLEASE ALLOW 3 - 4 WEEKS FOR THE APPLICATION TO BE REVIEWED AND THE CREDENTIAL ISSUED.

Step 9: Check Application Status

Check Application Status

https://www20.state.nj.us/DOE_TCIS_ASC/

Application Status Check

Surname:

SSN: - -

Note: Enter SSN to search for status of applications

Please allow 3 to 4 weeks for the application to be reviewed and the credential issued.

Step 10: Application Status

View Status

Application Status Check - Results

Note: Your unique Tracking number on the system is

In all correspondence with NJDOE, please indicate your unique tracking number

* PLEASE CLICK ON THE APPLICATION NUMBER TO SEE WHICH DOCUMENTS WE HAVE RECEIVED.

* APPLICATION #1 MAY INDICATE YOUR ON-LINE REGISTRATION, NOT AN APPLICATION FOR A SPECIFIC CERTIFICATE.

* PLEASE NOTE THAT, CURRENTLY, APPLICATIONS FOR STANDARD INSTRUCTIONAL CERTIFICATES RESULTING FROM COMPLETION OF THE PROVISIONAL TEACHER PROGRAM WILL **NOT** SHOW ANY DOCUMENTS PRIOR TO OR AFTER ISSUANCE.

* THE BELOW TABLE SHOWS APPLICATIONS MADE AFTER **2004**, FOR ALL CERTIFICATES THAT WERE ISSUED TO YOU, CLICK ON "View All Certificates" LINK.

Number of Applications found : 1

Application Number	Date Received	Endorsement	Certificate Type	Request Type	Status
1	01/29/2021	9041 - Substitute Teacher Credential	Credentials	Substitute Credentials	Issued



[View All Certificates](#)



Select
"View All Certificates"
to
upload your record.

Step 11: Congratulations!



Credential is valid for five (5) years



You must provide evidence of a valid credential to an employer



To *add an employer* to your Applicant Approval Employment History, use the [transfer request process](#)

Instructions at

https://www.nj.gov/education/crimhist/check/TRANSFER_REQUEST_INSTRUCTIONS.pdf